

Technical Bulletin

August 2015

Welcome to the ecmk quarterly Technical Bulletin

This edition we cover Assessor Hub - our new RdSAP software which will replace EPC Reporter, as well as the following topics:

- Sloping Sites
- Heat Loss Corridors
- Upcoming Training and CPD

We always welcome feedback from you, so please do let us know if you require clarification or require us to cover an issue in future updates. You can email us at: info@ecmk.co.uk

Many thanks and enjoy the bulletin.

Stephen Farrow
Scheme Manager

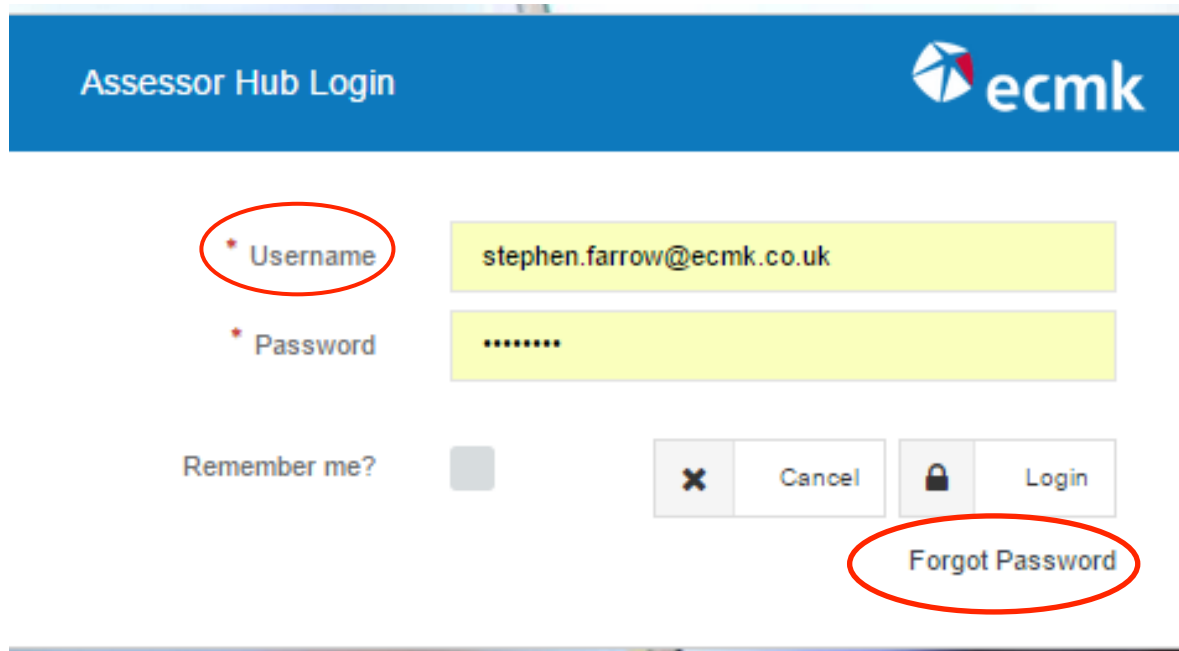
Assessor Hub is now live

All ecmk members now have access to our new RdSAP software to replace EPC Reporter. The software is called **Assessor Hub** and is available to all ecmk members. Benefits of Assessor Hub include:

- ✓ Works on any PC or Mac
- ✓ Linked to eTech iPad application (if applicable)
- ✓ One portal for all your assessments, auditing and CPD
- ✓ Easy to upload your photos and site notes with the assessment
- ✓ If using the eTech iPad application, auditors will have access to your site notes, so no requirement to upload evidence for audits
- ✓ Updates and software releases are automatic, so no need to install new software.
- ✓ New lower lodgement price of £3.75+VAT+Landmark.
- ✓ New price includes access to eTech iPad application, storage of all site notes and photographs for 15 years and unrivalled technical support 7 days a week

Access to the software is quick and easy. Firstly either email info@ecmk.co.uk or call 0333 123 1418 to set up your account and we will issue you with a new ecmk number.

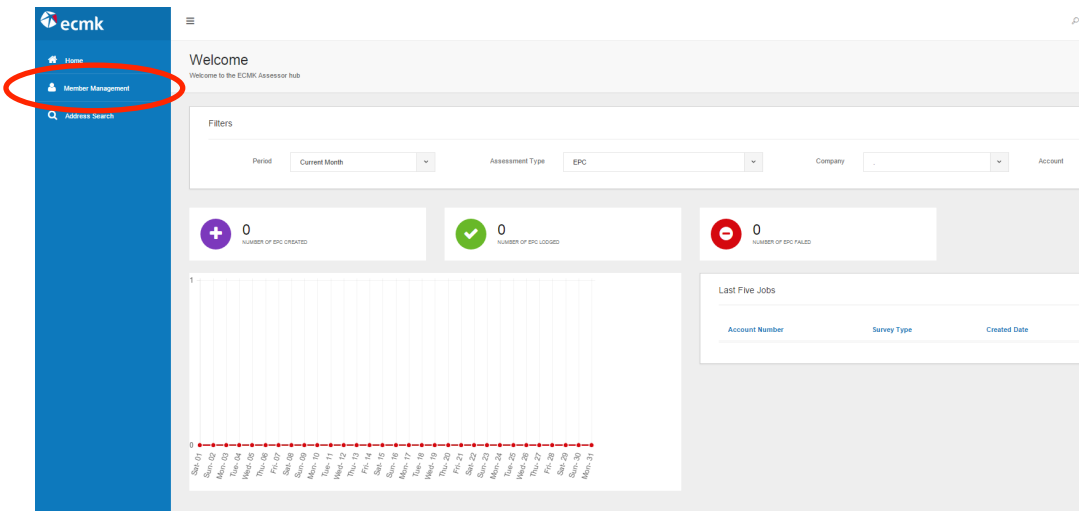
- Login is easy. Visit <https://assessorhub.net/> and use your email address we contact you on as the 'username'.



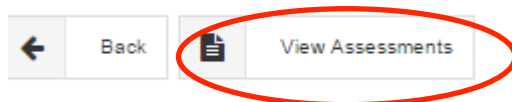
The image shows a screenshot of the 'Assessor Hub Login' page. The page has a blue header with the 'Assessor Hub Login' text and the ecmk logo. Below the header, there are two input fields: 'Username' and 'Password'. The 'Username' field contains the email address 'stephen.farrow@ecmk.co.uk'. The 'Password' field is masked with dots. Below these fields, there is a 'Remember me?' checkbox which is unchecked. To the right of the checkbox are three buttons: 'Cancel', 'Login', and 'Forgot Password'. The 'Forgot Password' button is circled in red. The 'Username' label is also circled in red.

- Then select 'Forgotten Password' and you will be emailed a link to allow you to set a password. This password must contain:
 - A capital letter (A, B,C etc)
 - A symbol (!, ", £, \$, @ etc)
 - A number (1,2,3, etc)

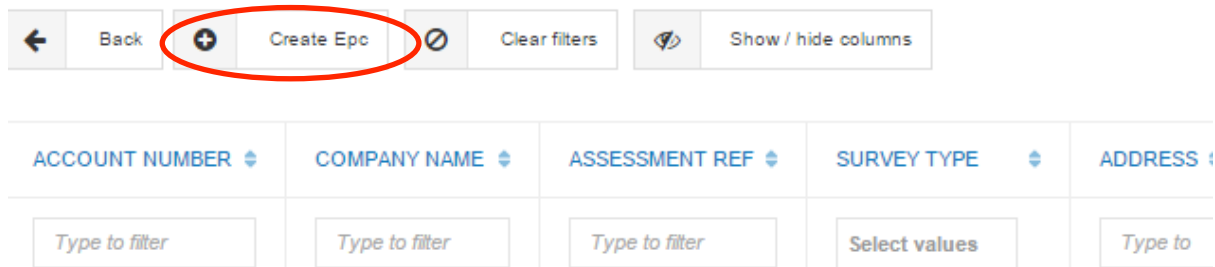
- Once logged in, you will be presented with the welcome screen and access to start and complete EPCs
- Select 'Member Management'



- Select 'View assessments'



- Select 'Create EPC'



- You will be presented with the screen below, where you will be able to enter the property address and select which account/company you wish to lodge the report through

Create Epc Home / Epc / Search

Create Epc

Back Reset Search

Search Details

Account

Company

House Number

Postcode

Region ☒ England & Wales ☐ Northern Ireland ☐ Scotland

Sloping Sites

A dwelling on a sloping site will impact the Heat Loss Perimeter and the Party Wall Length. You may be able to identify the sloping site by observation of the external property but not always. Do not confuse the term sloping sites to only properties on hills as it also refers to staggered arrangements (as illustrated in the first photograph below).



For Audit purposes you will need to show this area on your floor plans and calculations on your site notes. Providing photographic evidence will also be required where possible. In order to model this more accurately you will need to apply the convention 2.23 using one of the 4 points:

Where an individual wall is not heat loss for its full height (due to stepped arrangement).

1. Calculate the walls heat loss area. Divide this by the room height to obtain the 'effective heat loss perimeter'. (Where evidence is available).
2. Where there is no documentary evidence available but the Assessor is still able to measure the heat loss area, then divide the area by the room height as in point 1.
3. If neither 1 nor 2 is possible, make a visual estimation and use these guidelines.
 - a. If the height of the heat loss area is < 25% of the room height then ignore (disregard as heat loss perimeter).
 - b. If the height of the heat loss area is > 75% of the room height then is = to actual HLP
 - c. If the height of the heat loss area is >25% and < or = 75% of the room height 'effective heat loss perimeter' then 50% of the wall is actual heat loss perimeter.
4. If estimation cannot be made, then use point 3c.

The 'effective heat loss perimeter' of the individual wall is then included in the HLP of the building part.

Heat Loss Corridors

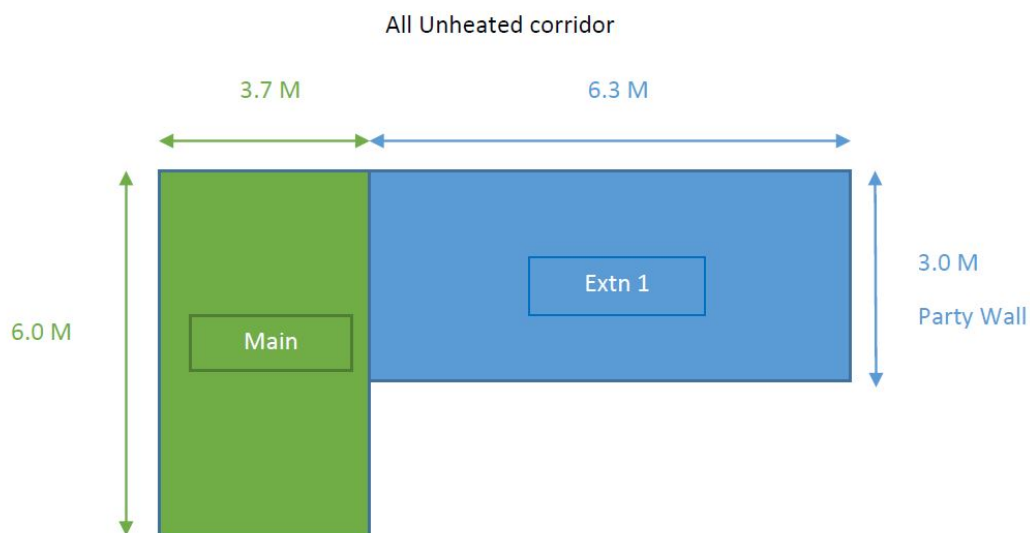
Assessors should be aware of amendments that affect how Heat Loss Corridors are recorded since the conventions were updated to version V8.0. Conventions #2.03 and #2.13 relate to Heat Loss Corridors.

#2.03 Sheltered Wall Length

The sheltered wall can be associated with any building part and **must** also be recorded as an alternative wall.

The software only permits the sheltered wall length to be assigned to one building part. Where a flat/maisonette has more than one building part i.e. it has extensions, and the sheltered wall extends over more than one of these building parts. Assign the entire sheltered wall length to the building part with the longest sheltered wall. To compensate an equivalent amount should be deducted from the heat loss perimeter of the other.

Example:



$$\text{Main HLP} = 3.7 + 6.0 + 3.7 + 3.0 - 3.7 = 12.7$$

$$\text{Extn 1 HLP} = 6.3 + 6.3 + 3.7 \text{ (UNHC from Main)} = 16.3$$

#2.13 Alternative Walls

A wall sheltered by an unheated corridor is generally a different construction type and/or insulated differently to the exterior heat loss wall. For this reason it is **always** recorded as an alternative wall.

Assessors should use wall thickness measurements and tap tests to help establish the construction type of the wall.

A property with a cavity wall exterior may have a solid brick sheltered wall that should be identified and recorded appropriately. For unheated corridors such as this you do not have to remove doors/windows as the software will do this automatically (using the unheated corridor length once marked as sheltered).

* Terrain Type	Urban	▼
* Number Of Extensions	0	
Electric Meter Type	Dual	▼
Is Mains Gas Available?	Mains gas available in the property	▼
* Measurement Location	Internal	▼

Flat Details

Flat Type	Ground floor	▼
Flat Location	Ground	▼
Corridor Type	Unheated corridor	▼
Unheated Corridor Length	5.00	

Alternative wall present?	Yes	▼
Construction Type	Solid brick	▼
Insulation Type	As built	▼
Is Sheltered Wall?	Yes	▼
Wall thickness known?	Yes	▼
Wall thickness	200	
Is Wall Dry Lined?	No	▼
Wall U-Value known?	No	▼

Upcoming Training and CPD

Below is a sample of upcoming Training, CPD, Webinars & breakfast briefings in August and September.

Title	Date	Cost (+ VAT)
Cert DEA – Solihull	18-20 th Aug	£995
Wall Construction - CPD Webinar	19 th Aug	£20
Secondary Heating - CPD Webinar	21 st Aug	£20
DIPDGDA Green Deal Top Up - Solihull	25-26 th Aug	£995
ESOS Lead Assessor – Solihull	25-27 th Aug	£1,350
Understanding Audits – CPD - Solihull	26 th Aug	£30 members / £50 non-members
Lighting & Storage Heaters - CPD Webinar	28 th Aug	£20
Cert DEA - Solihull	1-3 rd Sept	£995
Understanding Audits – CPD - Solihull	1 st Sept	£30 members / £50 non-members
APEL DEC Course - Solihull	3 rd Sept	£295
iPad Training – Solihull	3 rd Sept	£30 members / £50 non-members
Conventions & eTech Floorplan APP CPD – Belfast	3 rd Sept	£30 members / £50 non-members
Breakfast Seminar for Energy professionals – Belfast	3 rd Sept	Free
System Build- CPD Webinar	4 th Sept	£15 members / £20 non-members
Heating Controls - CPD Webinar	7 th Sept	£15 members / £20 non-members
Cert DEA - Manchester	8-10 th Sept	£995
ESOS Lead Assessor - Solihull	8-10 th Sept	£1,350
Breakfast Seminar for Energy professionals – Solihull	9 th Sept	Free
Conventions & eTech Floorplan APP CPD - Solihull	9 th Sept	£30 members / £50 non-members
Rooms in the Roof – CPD Webinar	11 th Sept	£15 members / £20 non-members

If you are looking for something more bespoke, we can deliver courses nationwide.

To view full timetable, [course times](#), [locations](#) and [to book your place](#):

- Visit: www.ecmk.co.uk/training
- Email: training@ecmk.co.uk
- Call: 0333 123 1418